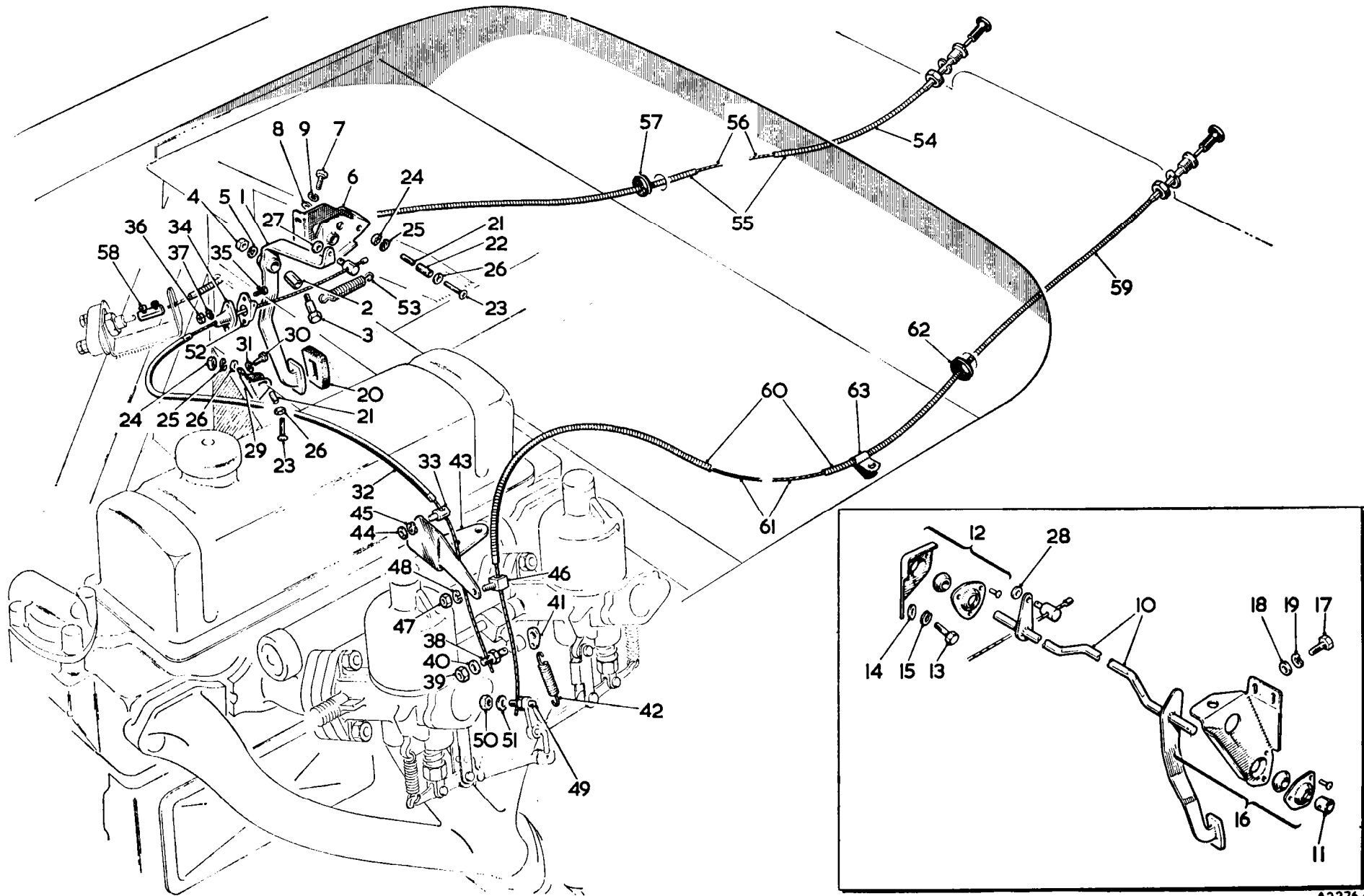
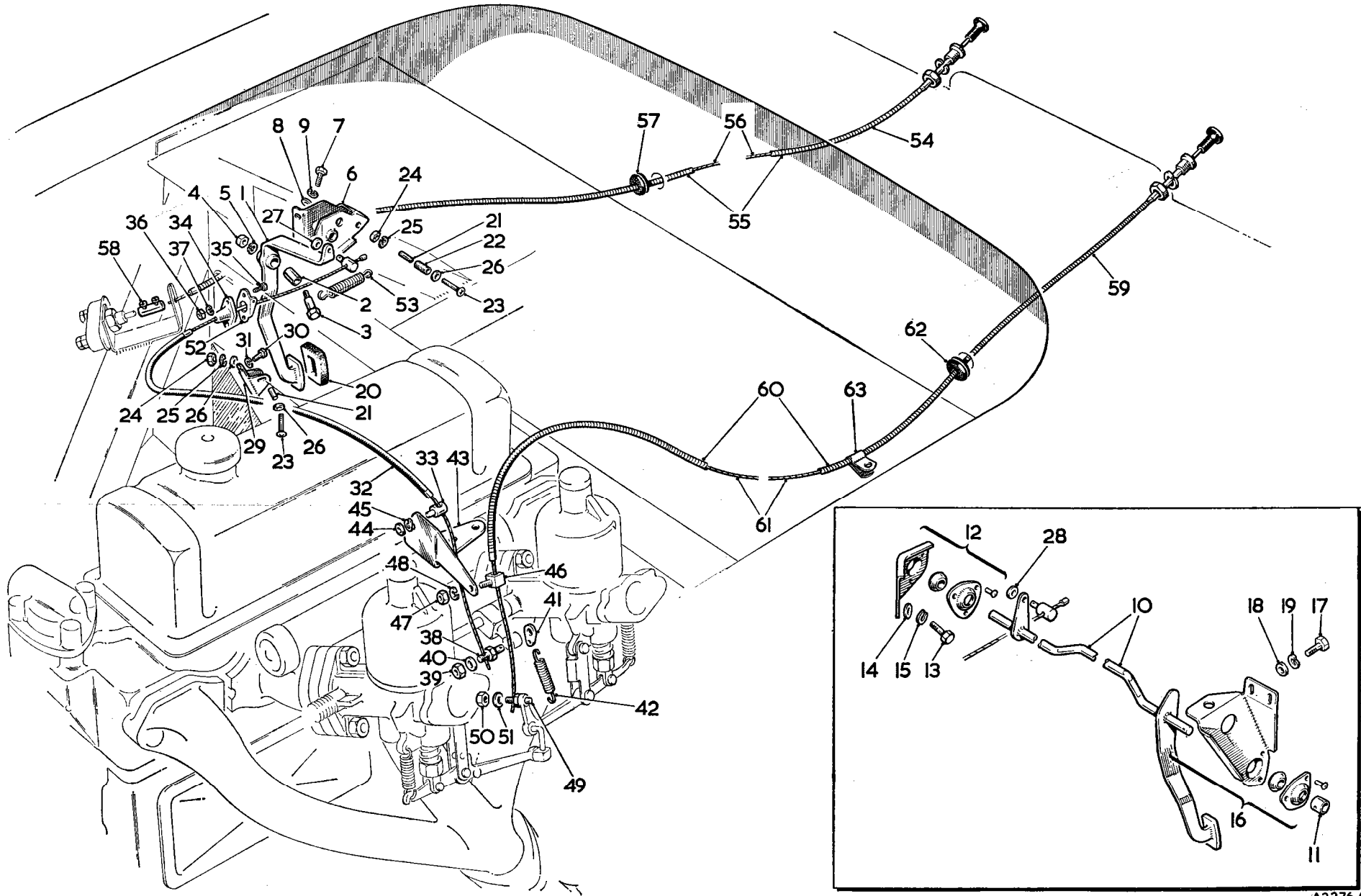


Item No.	DESCRIPTION	Commencing (C) 68851		Quantity	MODIFICATIONS		REMARKS
		Part Number	Illus. No.		New Part Number	Change Point	
ENGINE CONTROLS							
ACCELERATOR CONTROLS							
1	Pedal assembly—accelerator	AHH5300	1	1			
2	Bush	AHH5301	2	1			
3	Pin—fulcrum—accelerator pedal	AHH5306	3	1			
4	Nut fulcrum pin	FNZ105	4	1			
5	Washer—spring—nut	LWZ205	5	1			
6	Bracket—accelerator pedal mounting	AHH5302	6	1			
7	Screw—bracket to goalpost inner upright	HPZ0405	7	4	HZS0405		HPZ0405 not available use HZS0405
8	Washer—plain—screw	PWZ104	8	4			
9	Washer—spring—screw	LWZ204	9	4			
10	Pedal and cross-shaft assembly—accelerator	AHH5311	10	1			Standard model
11	Pedal and cross-shaft assembly—accelerator				AHH5727	Com. (C) 91240	All round disc brakes model
12	Collar—locating—accelerator shaft	AHH5314	11	1			
13	Bracket assembly (R/H) accelerator pedal shaft	AHH5320	12	1			
14	Screw—bracket to goalpost (R/H)	HPZ0405	13	2	HZS0405		HPZ0405 not available use HZS0405
15	Washer—plain—screw	PWZ104	14	2			
16	Washer—spring—screw	LWZ204	15	2			
17	Bracket assembly (L/H) accelerator pedal shaft	AHH5321	16	1			
18	Screw—bracket to goalpost (L/H)	HPZ0405	17	3	HZS0405		HPZ0405 not available use HZS0405
19	Washer—plain—screw	PWZ104	18	3			
20	Washer—spring—screw	LWZ204	19	3			
21	Pad—pedal (rubber)	ACA5321	20	1			
22	Tube—distance	AHH5303	21	2			
23	Stop—accelerator pedal	AHH5304	22	1			
24	Screw—distance tube/adjustable stop	PMZ0422	23	2			
25	Nut screw	FNZ104	24	2			
26	Washer—spring—nut	LWZ204	25	2			
27	Washer—plain—nut	PWZ104	26	3			



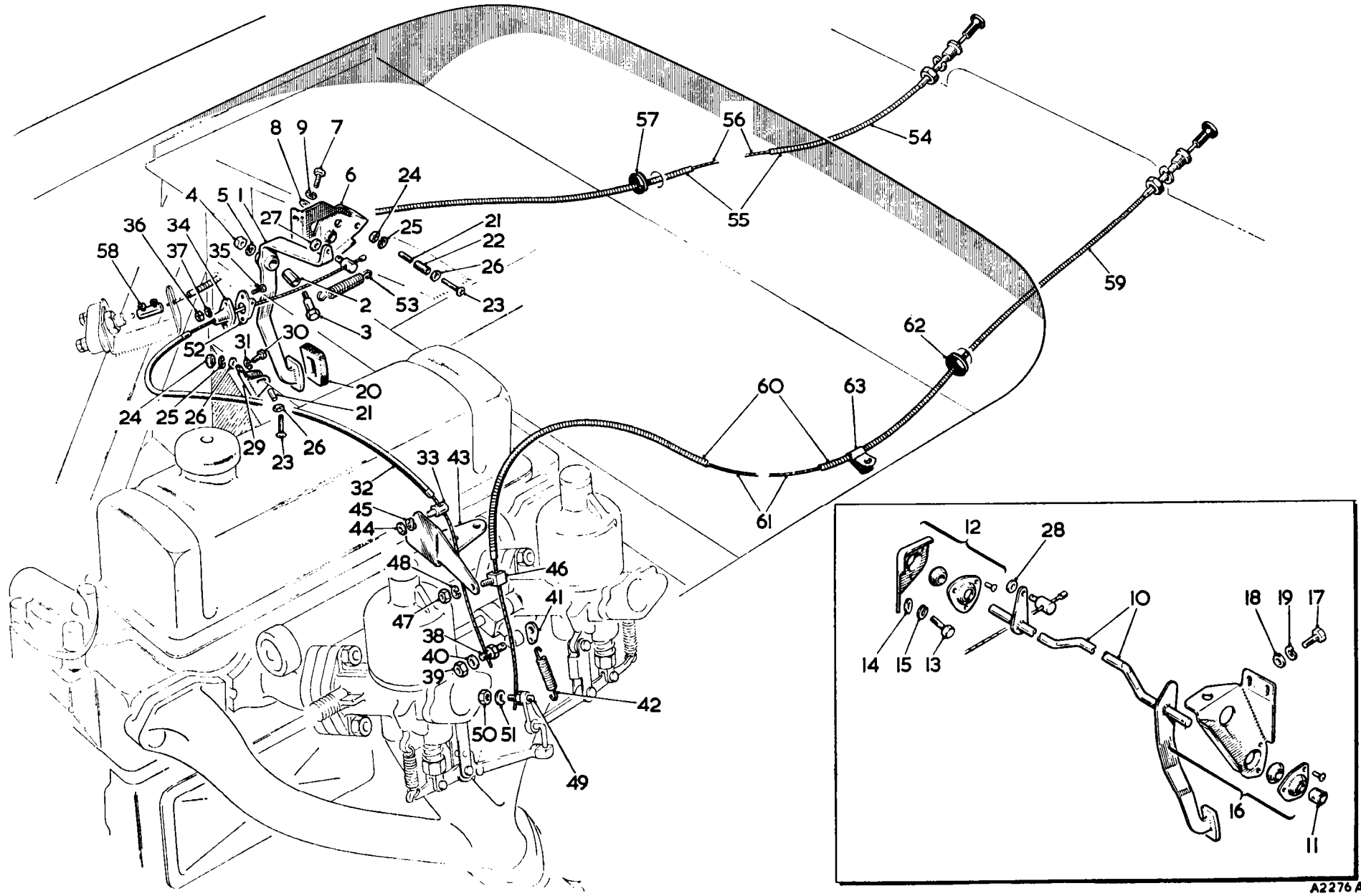
A2276A



A2276 A

Item No.	DESCRIPTION	Commencing (C) 68851		Quantity	MODIFICATIONS		REMARKS
		Part Number	Illus. No.		New Part Number	Change Point	
	Accelerator Controls —continued						
1	Washer—plain—cable to pedal R.H.D.	AJD7042	27	2			
2	Washer—plain—cable to shaft assembly L.H.D.	AJD7042	28	1			
3	Adjustable stop—accelerator pedal	AHH5380	29	1			
4	Screw—adjustable stop	HZS0405	30	2			
5	Washer—spring—screw	LWZ204	31	2			
6	Cable—accelerator	AHH5625	32	1			
7	Pin—cable anchor	AHH5626	33	1			
8	Tee barrel	ACA5289	33	1			
9	Guide—cable	AHH5308	34	1			
10	Screw—guide to toeboard plate	PMZ0308	35	2			
11	Nut—screw	FNZ103	36	2			
12	Washer—spring—screw	LWZ203	37	2			
13	Clamp—accelerator cable	AHH5309	38	1			
14	Nut—cable to clamp	FNZ104	39	1			
15	Washer—plain—cable clamp	PWZ104	40	1			
16	Bracket—accelerator return spring	AAA649	41	1			Part No. change was 84180
17	Spring—accelerator return	AHH5621	42	1			
18	Bracket—abutment	AHH5310	43	1			
19	Washer—plain—cable to bracket	AJD7042	44	1			
20	Washer—spring—cable to bracket	AJD7712	45	1			
21	Abutment—choke control	ACH5112	46	1			
22	Nut—choke abutment	FNZ103	47	1			
23	Washer—spring—choke abutment	LWZ203	48	1			
24	Clamp—choke control cable	AHH5309	49	1			
25	Nut—cable to clamp	FNZ104	50	1			
26	Washer—plain—cable to clamp	PWZ104	51	1			
27	Bracket—accelerator spring anchor	AHH5623	52	1			
28	Spring—pull off	AH115624	53	1			

Item No.	DESCRIPTION	Commencing (C) 68851		Quantity	MODIFICATIONS		REMARKS
		Part Number	Illus. No.		New Part Number	Change Point	
	STARTER CONTROL						
1	Cable assembly—starter control	AHH5327	54	1			
2	Cable—outer	AHH5328	55	1			
3	Cable—inner	AHH5329	56	1			
4	Grommet—dash	RFR103	57	1			
5	Cable assembly—starter control	AHH5330		1			
6	Cable—outer	AHH5331		1			
7	Cable—inner	AHH5332		1			
8	Coupling—starter switch to control	3H950	58	1			
	CHOKE CONTROL						
9	Control assembly—choke	AHH5333	59	1			
10	Cable—outer	AHH5334	60	1			
11	Cable—inner	AHH5335	61	1			
12	Grommet—dash	RFR103	62	1			
13	Control assembly—choke	AHH5336		1			
14	Cable—outer	AHH5337		1			
15	Cable—inner	AHH5338		1			
16	Clip fixing cable	PCR0311	63	1			



A2276 A